




TPM300ITEM (GOOD FUNCTION CUSTOMIZATION)


MULTIPLE FUNCTION POWER METER


BASIC MODEL	INTRODUCTION	SCREEN	REFER. PIC.	BASIC FUNCTION
TPM300A	Three phase	LED		Test: 3I、3U、Kw、Kvar、Kva、Kwh、Kvarh、Hz、cosΦ
		LCD		Test: 3I、3U、Kw、Kvar、Kva、Kwh、Kvarh、Hz、cosΦ
MODUAL CODE	NAME	INTRODUCTION		
C	COMM.	RS485, Modbus-RTU PROTOCOL		
R	DI	2DI		
Q	DO	2DO		
A	ANALOG	1 CHANNEL 4-20m CURRENT ANALOG OUTPUT		
P	DEGREE OUTPUT	1 CHANNEL ACTIVE ENERGY IMPULSE OUTPUT,1 CHANNEL REACTIVE ERNRGY IMPULSE OUTPUT		
ACCURACY	CURRENT&VOLTAGE:±0.2% ; ACTIVE,REACTIVE & APPARENT POWER±0.5% ; ACTIVE ENERGY:±0.5% ; REACTIVE ENERGY:±1%			



Grewin Tianjin Grewin Technology Co.,Ltd.

EXPLAIN BESIDE **BASIC FUNCTION**,CUSTOMER COULD CHOOSE OTHER FUNCTION,BUT NEED TO COVER EXTRA COST.

BASIC MODEL	INTRODUCTION	SCREEN	REFER. PIC.	BASIC FUNCTION
TPM300I/U	Three phase	LED		Test: 3I Optional opening size:67x67mm,91x91mm,111x111mm
				Test: 3U Optional opening size:67x67mm,91x91mm,111x111mm

BASIC MODEL	INTRODUCTION	SCREEN	REFER. PIC.	BASIC FUNCTION
TPM100A	Single phase	LCD		Test: I、 U、 Kw、 Kvar、 Kva、 Kvarh、 Hz、 cosΦ RS485 2DI 2DO 1AO
TPM100I/U	Single phase	LCD		I、 U

Tianjin Grewin Technology Co.Ltd

Web:www.grewin-tech.com .

Add:DongLi Distr Tianjin City, China

Phone:+ 86-22-84943756

WhatsApp:+86-13072088960

Email:salesmanager@grewin-tech.com